

the FOTOSELRÖLE

1. INTRODUCTION

Photocell relays, operate according to the ambient light intensity using a light sensor. When pressed dark by the light intensity is engaged, the day brightened when switched off.

2. The CİHAZINÇALIŞTIRIL

FR-5: eye device (LDR) tuning knobs on after the connection is made, the device enter into the light of day and disengage the desired setting by making the device activated. The operational state of the device can be monitored by ledyardım on the device.

FR-5GL: Operation is the same as the FR-5. insurance and hands on the device It is kumandasımevcut.

FR-5GLT: Operation is the same as the FR-5. insurance and hands on the device It is kumandasımevcut. Output type is triac.

FR-5GL are: Operation is the same as the FR-5. insurance and hands on the device control current, output type will triac. This model is also available at midnight control. At the end of that period, regardless of the load connected to the output light intensity is set with the thumbwheel on the disable.

FR-5S: Lux Setting Switch on the device; 1 to 10 lux
It can be set to a value between. The device is referenced to the set value of this luxury and ambient light intensity that works by controlling disembarck below this value.

aydınlıktakull Description: Relay contacts are not towed. Red LEDB in the meantime, flash is turned off. in case of transition to the dark; The ambient light intensity, the smaller the value of the determined reference lux; The red LED will remain unit and equipment 45 sec. waits. If there is no change in light intensity at the end of the waiting period in case no longer be entered into the darkness and pulls the device çalışmamod relay contacts. light intensity is greater than the reference value at the end of the standby position of the contact relays drawing change. The red LED flashes to let you work at aydınlıkmmod device.

Use the dark: Relay contact status is withdrawn. This red LED while in case of transition to the unit durumdadır.aydınlıg; Housing reference value is greater than the ambient light intensity determined; 45 sec devices. waits. If this is not the end of the waiting period in the event of a change in light intensity of the light it is no longer be entered into the operational mode and starts flashing red ledyanıp device is deflated by releasing the relay contacts. The light intensity is less than the reference value while waiting relay is changed, and the position of the ignition device karanlıkmmod devameditil operation.

FR-S: Photocell light sensor is used in the relay. FR-5S excluding all photocells can be used in the relay. Mechanical dimensions "shape d" is also shown.

NOTE: Non-standard products with special production features are expressed on the product.

3. SAFETY REQUIREMENTS KULLANIMV

For the correct and safe use of the device must be observed to the following;

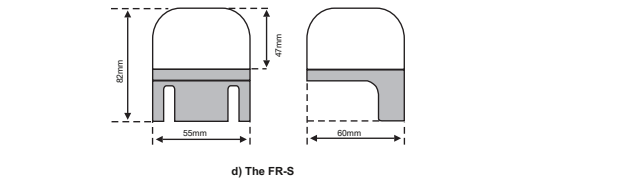
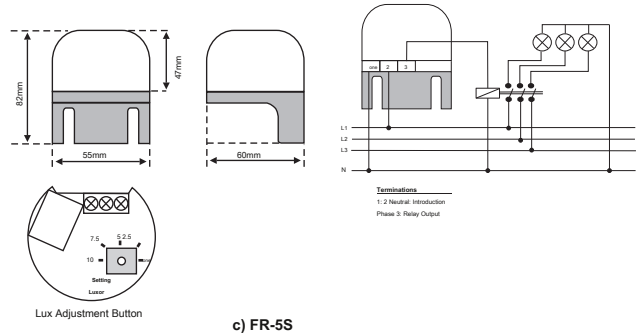
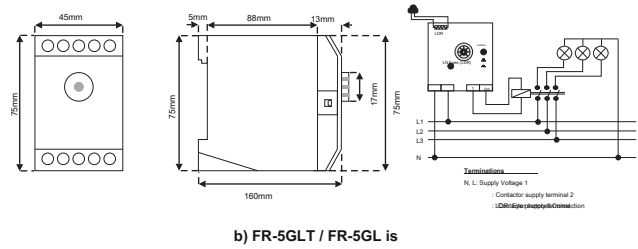
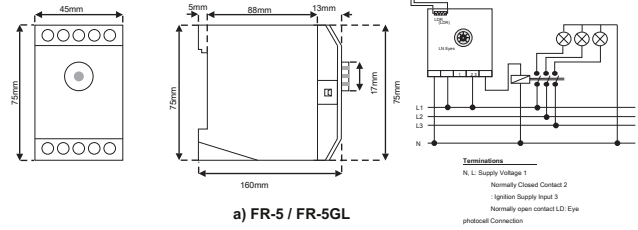
- Disconnect all power before working on equipment.
- With an agent to clean the device with solvent or the like. Check connections in the
- wiring diagram. Faulty appliances must be repaired only by authorized dealers or
- manufacturers.

Failure to comply with these conditions, can cause serious injuries and fatal consequences. sonuçlardanüretic is a company or an authorized dealer may arise sorumludeğil Failure to observe these conditions.

5. SPECIFICATIONS

Model	Fame	Time	Setting Course	contact Output type	Half Commander Night	Fuse Protection	Manual Control	Dimensions and Wiring Diagrams	Assembly	Protection Class	Plastic Material	Operating temperature	Weight
FR-5	220VAC 1Phase + 1not 50-60 Hz (0.8 to 1.2) x	min. 30 sec. max. 60 sec.	min. 1 lux max. 10 lux	250VAC-5 RELAY	-	-	-	a	Rail mounting	IP 20	V0 Fireproof	-25 ̊C to +65 C ...	320 g.
FR-5GL				TRAC-6?		1-10 hours	●						●
SGL				TRAC-6?	1-10 hours	●	●	325 g.					
FR-FR-5GLT				TRAC-6?	1-10 hours	●	●	215 g.					
FR-5S				800VAC 250VAC-5 RELAY	-	-	-	-	c				-

4. MECHANICAL DIMENSIONS AND SCHEMES



SAN HANELELEKTRONİK. VE TİC.

Merkez Mah. İnönü Cad. 122 Sk. No: 14 / EU Yakuplu B.Çekmece - İSTANBUL

Tel: 07 74 0212879 Fax: 0212879 07 78 Web: www.hanel.com.t

E-Mail: is hanel@hanel.com.t

Stock Code: 000 002 50 MK00 - V01