



TAURER

/// 250



- 11-Seater Mini Bus
- Multi-Purpose Electric Vehicle
- More Functions
- Cargo Space Configurable
- Super Fast & Slow Charging
- Regenerative Braking
- CCS I

5 Years or
150,000-km
SUPER
WARRANTY



PBL Power Endurance Solution

Efficient and powerful motor, energy-saving and environmentally friendly lithium-ion battery, intelligent battery heating system, 2-hour super fast charging technology.



Flexible and variable load space

The body length is 4500mm, the wheelbase is up to 3050mm, the longest in its class, 1.3-5.1 square meters of multi-carrier space.



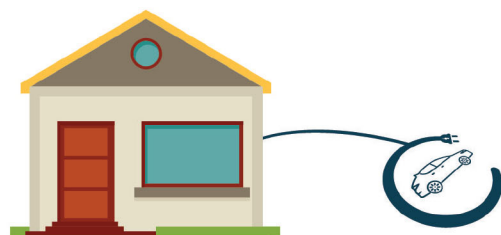
Eight Leading Features

Rear View Camera, Power rear-view mirror, central control screen, EPS, remote control key, ABS, power Window.



No Restrict, Drive Freely

Pure electric vehicles, free from Toll restrictions and traffic restrictions, shuttling freely among the cities.



Slow Home Charging

3/7.5kW



GEAR
SIMPLE 3 STEP SELECTOR




VERTICAL HEADLIGHTS

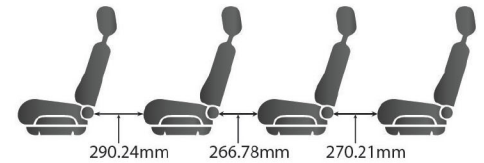
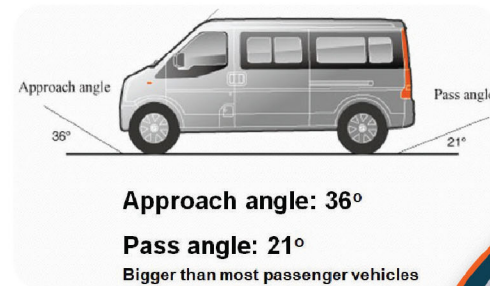
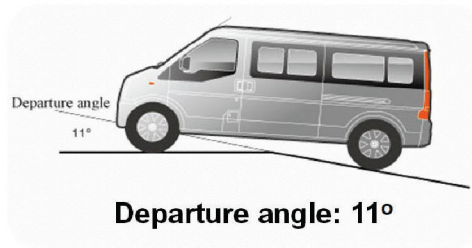


INSTRUMENT PANEL


Good Passing Ability:



Ground Clearance:
Full load: 170mm
No-load: 190mm



Luxurious Leg Space



11-Seater Mini Bus



FEATURES:

- 11-Seater Mini Bus
- Multi-Purpose EV
- More Functions
- Cargo Space Configurable
- Dual Sliding Doors
- Good Mileage
- Cost-Effective
- Downhill Regenerative
- ABS Brakes
- LED Headlights
- Fog Lights
- CATL Battery
- Half-Integral Reinforced
- Front Anti-collision System^(optional)
- Safety Cage-type Body
- Wide Vision
- Safety Configuration^(optional)
- Fire Retardant Roof
- Regenerative Braking
- 11 Point Seat Belts
- Air Conditioning
- Android Display

MODEL PARAMETERS:

Dimensions Unit: mm



TOURER 250 Product Parameter



**INTELLIGENT POWER
SLIDING DOOR SYSTEM**



PARKING SENSORS



FOOT PEDAL

DIMENSION & WEIGHT

LxWxH (mm)	4500 * 1680 * 1985
Wheel Base (mm)	3050
Wheel Span Front/Rear (mm)	1435/1435
Curb Weight (kg)	1690
Total Weight (kg)	2600
Seating Capacity (seat)	11
Minimum Turning Circle (m)	10.5
Maximum Climbing Ability	30%
Tire Size	185/70 R14

PERFORMANCE

Battery	CATL, Lithium Iron Phosphate Battery
Battery Capacity (kwh)	42 kwhr
Motor Type	Permanent Magnet Synchronous Motor
Temperature	●
Max. Power (KW)	60
Max. Torque (N.m)	200
Max. Speed (km/h)	80/90
Charge Time (h)	Slow Charge: 7-8H, Fast charge: 1.3h
Max. Mileage (km)	80km/h with AC 200km (NEDC) 50km/h without AC 250km (NEDC)

CHASSIS

Front / Rear Suspension

MacPherson Independent Suspension /Leaf-Spring Non-independent Suspension