



MODEL 10 SCREW EXTRACTOR SET

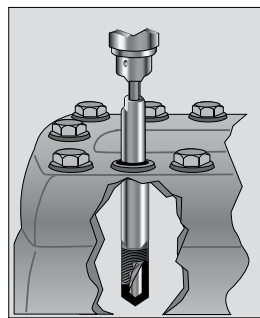
This set contains 20 precision tools – one each of Extractor Models 1 to 5 inclusive with turnuts, drill Models 1 to 5 inclusive, and drill guides Models 921 to 1821 inclusive. Pre-formed plastic box provides convenient storage.

Catalog No.	Model No.	Description	Capacity		Weight		Std. Pack
			in.	mm	oz.	g	
35585	10	Screw Extractor Set	¼ - ½	6 - 13	1 ¼	0.6	1

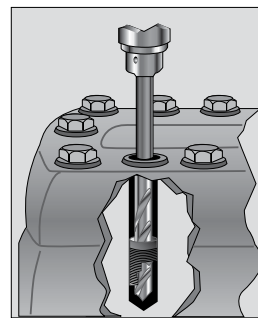
Screw Extractors



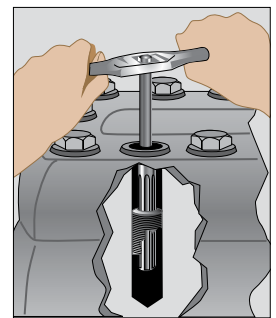
Catalog No.	Model No.	Screw Diameter		Use Drill		Flute Diameter		Length Overall		Weight		Max. Depth		Std. Pack
		in.	mm	in.	mm	in.	mm	in.	mm	oz.	g	in.	mm	
35535	1	¼	6	⅙	3	0.139	3.5	2 ⁵ / ₁₆	59	½	14	1	25	6
35540	2	5/16	8	3/16	5	0.205	5.2	2¾	70	1	28	1	25	6
35545	3	3/8	10	¼	6	0.272	6.9	3 ¹ / ₁₆	78	1 ¼	35	1	25	6
35550	4	7/16	11	5/16	8	0.338	8.6	3 ⁵ / ₁₆	84	1 ¾	50	1	25	6
35555	5	½ - 9/16	13 - 14	11/32	9	0.374	9.5	3¾	95	2 ¼	64	1	25	6



FIRST – Drill a small hole clear through the broken end using a snug fitting RIDGID Drill Guide for precision centering. This centering hole is for the larger drill to follow.



SECOND – Remove Drill Guide. Drill out the small center hole to larger diameter for receiving the “longrip” Extractor.




THIRD – Drive the “longrip” Extractor into the thin hollow shell and turn it out.

Test Equipment Depot
 99 Washington Street
 Melrose, MA 02176
 Phone 781-665-1400
 1-800-517-8431
 Toll Free 1-800-517-8431



Visit us at www.TestEquipmentDepot.com

Replacement Drill Guides



Catalog No.	Model No.	Diameter O.D.		Overall Length		Use Drill		Weight		Std. Pack
		in.	mm	in.	mm	in.	mm	oz.	g	
35765	921	9/32	7.1	1 3/16	30	1/8	3	1/4	7	1
35770	1021	5/16	7.9		30		3	1/2	14	
35775	1121	11/32	8.7		30		3			
35780	1221	3/8	9.5		30	3	3/16		3/4	
35785	1321	13/32	10		30	3				
35790	1421	7/16	11.1		30	3				
35795	1521	15/32	11.9		30	3	1/4	1	28	
35800	1621	1/2	12.7		30	3				
35805	1721	17/32	13.5		30	6				
35810	1821	9/16	14.3		30	6				

Twist Drills



Catalog No.	Model No.	Diameter		Overall Length		Weight		Std. Pack
		in.	mm	in.	mm	oz.	g	
35720	1	1/8	3	2 1/2	63	1/64	7	1
35725	2	3/16	5	3	73	1/32	14	1
35730	3	1/4	6	3 1/2	89	3/64	21	1
35735	4	5/16	8	4	102	5/64	35	1
35740	5	11/32	9	4 1/2	114	3/32	43	1

Test Equipment Depot

 1-800-517-8431

99 Washington Street
 Melrose, MA 02176
 Phone 781-665-1400
 Toll Free 1-800-517-8431

 Visit us at www.TestEquipmentDepot.com