



The Smartest Network Device

www.totolink.net



5GHz 867Mbps
Wireless Outdoor
AP/Client

Model No. **CP900**



867 Mbps
802.11ac Wave2 5GHz



MU-MIMO



IP65 Protection



>10KM data transfer

➤ Overview

5GHz 867Mbps Wireless Outdoor AP/Client

Model No. CP900

CP900 Wireless Outdoor CPE is specially designed to provide cost-effective solution for outdoor wireless networking applications. It adopts the latest 802.11ac standard, delivering wireless speeds up to 867Mbps. With two built-in polarized antennas, high power output and multiple working modes, CP900 is used extensively in point-to-point, point-to-multipoint and outdoor Wi-Fi coverage applications. Meanwhile, its professional structural design is suitable for any kinds of severe climate. So it is an ideal choice for outdoor Wi-Fi transfer over long distance.



➤ Features

- Supports 802.11ac Wave2 technology with Qualcomm Atheros chipsets.
- Delivers up to 867Mbps wireless speeds on 5G band.
- MU-MIMO technology allows multiple devices data transfer simultaneously.
- Built-in 12dBi dual polarized antennas ensure reliable Wi-Fi connection.
- Watchdog hardware design for easy troubleshooting automatically.
- Passive PoE power supply with up to 100m power transmission.
- IP65 level dustproof and waterproof for professional structural design.
- 4KV lighting proof and 15KV ESD is resilient to all harsh environments.
- 4 intelligent LED indicators intuitively show signal strength.
- Provides AP/Client/Repeater/WISP working modes.



Selling point


➤ 15km+ Wi-Fi Transmission

CP900 complies with the latest 802.11ac standard and delivers Wi-Fi speeds up to 867Mbps, covering a range of 15km+, tested in the field.



➤ Excellent Protection Design

With professional structural design, CP900 supports IP65 level dustproof and waterproof, 4KV lightning proof and 15KV ESD that is resilient to all harsh environments.



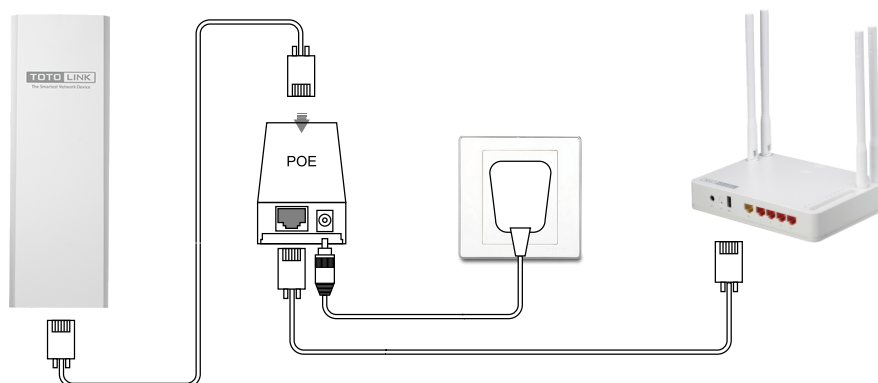
➤ Powerful Hardware Providing Stable Connection

With Qualcomm Atheros chipsets, built-in high gain antennas, high quality material and PoE power supply, CP900 is specially designed for outdoor long distance Wi-Fi coverage in almost any climate.



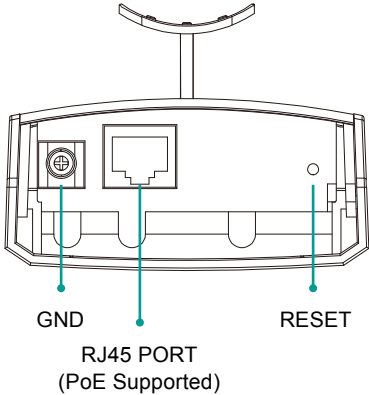
➤ Flexible Power Supply by Passive PoE

Powered by Power over Ethernet (PoE) technology, CP900 can not only ensure the security of structured cabling but also improves the deployment flexibility and reduce costs.



Specification

Hardware

Interface	<div><div>- 1 * 100BaseTX (Auto MDI/MDIX) LAN Port</div><div>- 1 * GND SMA connector</div></div>
Power Supply	<div><div>- 24V Passive PoE</div></div>
Button	<div><div>- 1 * RESET Button</div></div>
Antenna	<div><div>- Built-in 12dBi dual polarized antennas</div></div>
LED Indicator	<div><div>- 1 * Power, 1 * LAN, 4 * Signal Strength</div></div>
Dimensions (L x W x H)	<div><div>- 9.3 x 3.1 x 2.3 in. (237.5 x 79 x 58.5mm)</div></div>
	<div><div></div></div>

Wireless

Standards	<div><div>- IEEE 802.11ac, IEEE 802.11a, IEEE 802.11b, IEEE 802.11g, IEEE 802.11n</div></div>
RF Frequency	<div><div>- 5.15~5.85GHz</div></div>
Data Rate	<div><div>- Up to 867Mbps</div></div>
EIRP	<div><div>< 26dBm</div></div>
Wireless Security	<div><div>- 64/128-bit WEP, WPA/WPA2, WPA-PSK/WPA2-PSK (TKIP/AES)</div></div>
Reception Sensitivity	<div><div>- TX 802.11a/n(HT20)/n(HT40) /ac(VHT80)= 24/22/22/20dBm</div><div>- RX 802.11a/n(HT20)/n(HT40)/ac=-72/-68/-65/-55dBm (MP)</div><div>802.11a/n(HT20)/n(HT40)/ac=-76/-72/-69/-59dBm (ES)</div></div>

Specification

Software

Operation Mode	<ul style="list-style-type: none">- Access Point- Repeater Mode- Client Mode- WISP Mode
Network	<ul style="list-style-type: none">- LAN Setup- Static DHCP Setup- WAN Setup
Wireless	<ul style="list-style-type: none">- Basic Setting, Security Setting, Advanced Setting, Multiple APs, MAC Authentication, WDS, WPS, Repeater
Reliability	<ul style="list-style-type: none">- 6KV Lightning Protection- 15KV ESD Protection- IP65 level dustproof and waterproof
Circuit	<ul style="list-style-type: none">- Watch-dog circuit

Others

Package Contents	<ul style="list-style-type: none">- CP900 Wireless CPE *1- PoE Box *1- Power Adapter *1- Ethernet Cable *1- Strips*2- Quick Installation Guide *1
Environment	<ul style="list-style-type: none">- Operating Temperature: -40℃~70℃ (-40℉~158℉)- Storage Temperature: -40℃~70℃ (-40℉~158℉)- Operating Humidity: 5%~95% non-condensing- Storage Humidity: 5%~95% non-condensing

ZIONCOM (HK) TECHNOLOGY LIMITED

Copyright 2018 ZIONCOM (HK) TECHNOLOGY CO., LTD. All Rights Reserved.

Headquarter & R&D Center

7/F, Unit D, 4 Building Shenzhen Software Industry Base, Xuefu Road,
Nanshan District, Shenzhen, Guangdong, China

Tel : +86-755-6136-3288 (Ext. 851) | FAX : +86-755-6136-3344

Factory

Building A1 & A2 Lantian Technology Park, Xinyu Road, Xinqiao Henggang Block,
Shajing Street, Baoan District, Shenzhen, Guangdong, China

Direct Line : +86-755-6136-3395 | FAX : +86-755-6136-3322

CP900

5GHz 867Mbps
Wireless Outdoor AP/Client